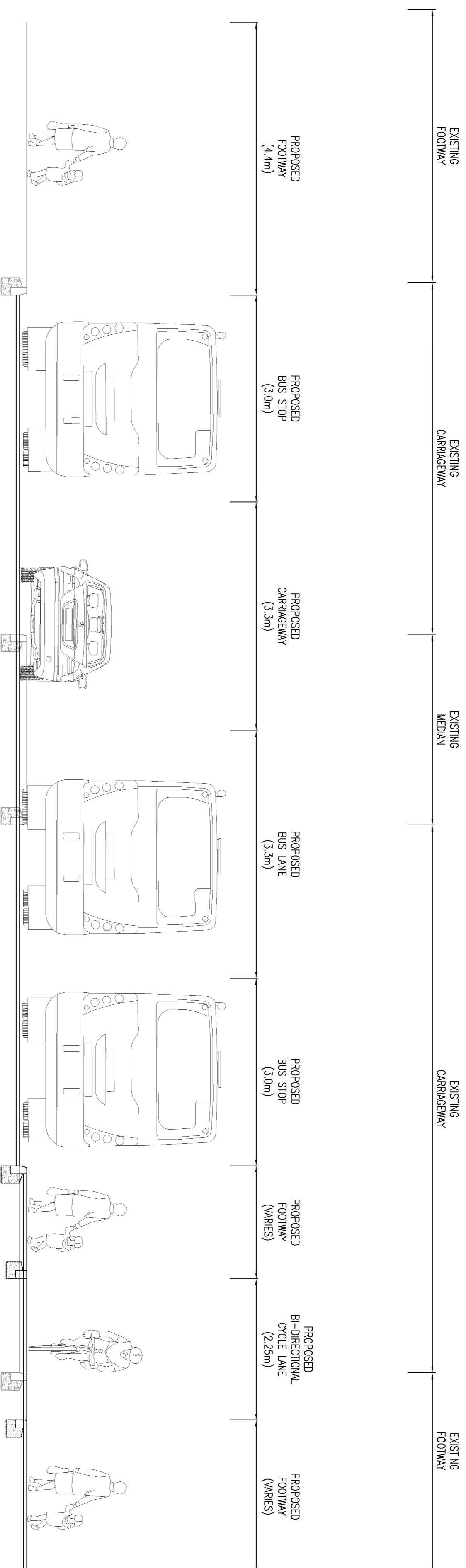


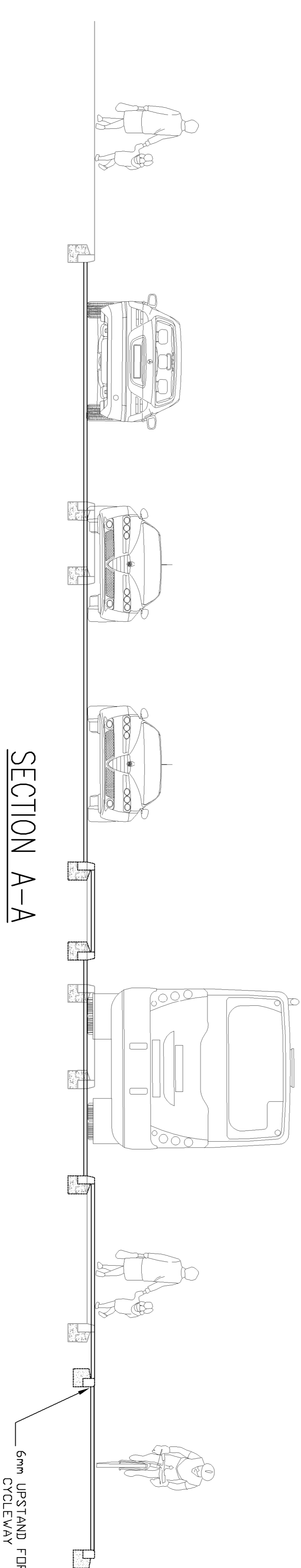

## APPENDIX 3

**NOTES**

1. ALL DIMENSIONS ARE IN METRES UNLESS OTHERWISE STATED.
2. ANY DISCREPANCIES, ERRORS OR OMISSIONS ON THIS DRAWING ARE TO BE BROUGHT TO THE ATTENTION OF THE DESIGN ORGANISATION.
3. UNDERGROUND SERVICES ARE PRESENT THROUGHOUT THE SCHEME. REFER DRAWINGS LPTP2-WSP-CGG-THG-DR-CH-M1-01 TO ...03.
4. FOR CROSS SECTION LOCATIONS REFER TO DRAWINGS LPTP2-WSP-CGG-THG-DR-CH-M1-01 TO ...03



**SECTION B-B**

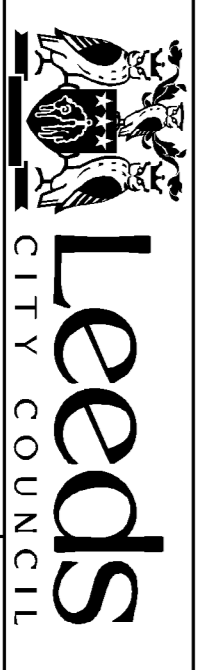


**SECTION A-A**

REV	P1.0	FRST ISSUE	JM	MRO	16.02.19	SZ

CHECKED BY:	JM	FB	19	CLASSIFIED	MRO	FB19				
PURPOSE OF ISSUE:	FOR INFORMATION								DATE	
APPROVAL STATUS:	FOR INFORMATION								CDE STATUS:	S2

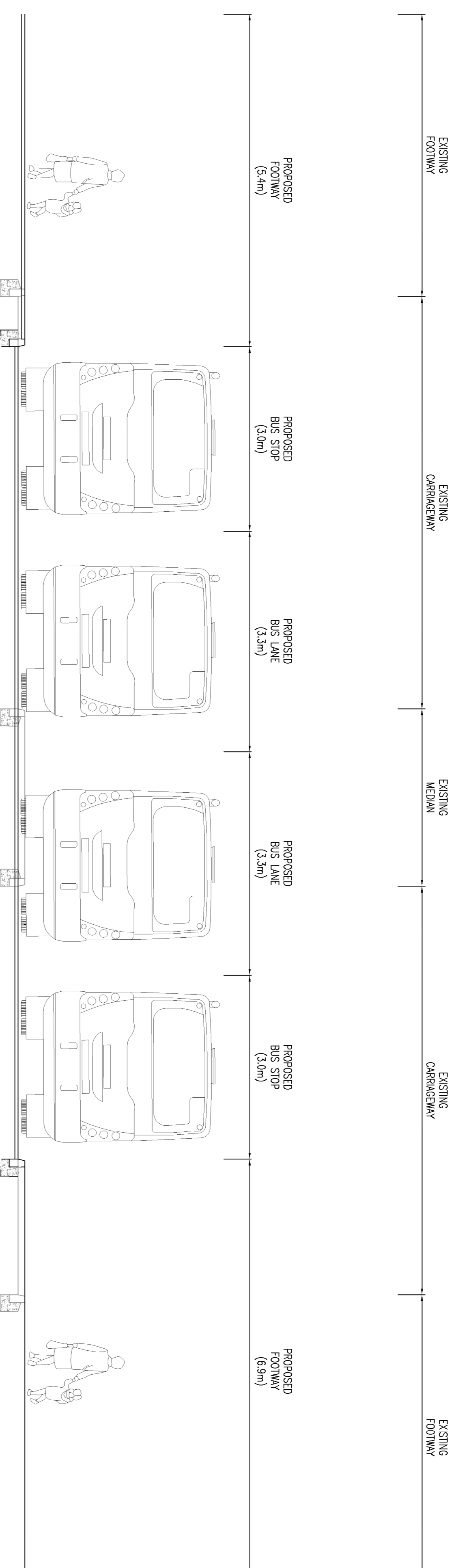
LPTP - HEADROW GATEWAY  
 PRELIMINARY DESIGN  
 TYPICAL SECTIONS  
 SHEET 1 OF 3



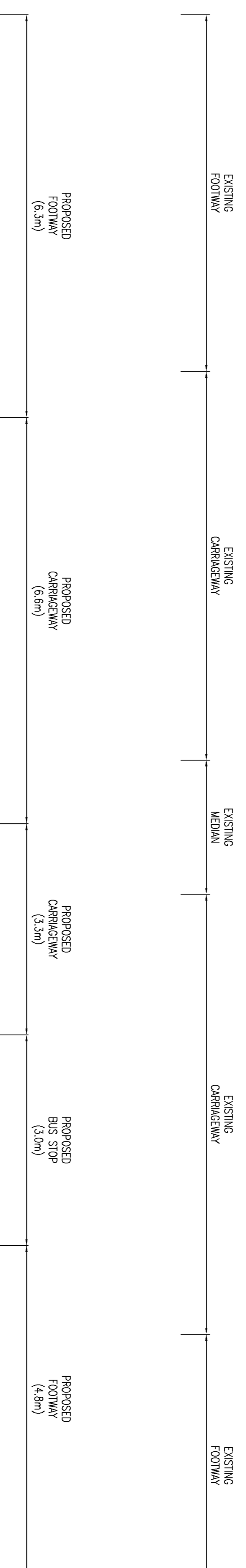
SCALE:	1:50	ORIGIN: SHEET SIZE:	A1
No:	LPTP2-WSP-CCG-THG-DR-CH-M1-01	REV:	P1.0
DATE:	FEBRUARY 2019	ISSUE:	29942*

**NOTES**

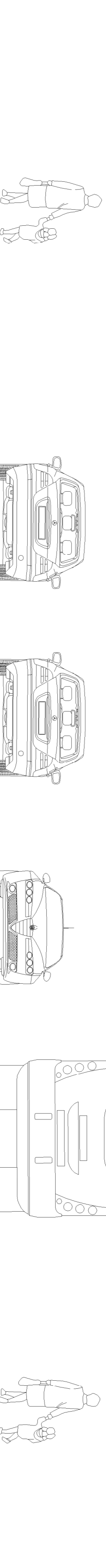
1. ALL DIMENSIONS ARE IN METRES UNLESS OTHERWISE STATED.
2. ANY DISCREPANCIES, ERRORS OR OMISSIONS ON THIS DRAWING ARE TO BE BROUGHT TO THE ATTENTION OF THE DESIGN ORGANISATION.
3. UNDERGROUND SERVICES ARE PRESENT THROUGHOUT THE SCHEME. REFER DRAWINGS LPTP2-WSP-CCG-THG-DR-CH-M1-02 TO ...03.
4. FOR CROSS SECTION LOCATIONS REFER TO DRAWINGS LPTP2-WSP-CCG-THG-DR-CH-04-01 TO ...03



**SECTION D-D**



**SECTION C-C**



PI10	FRST ISSUE	JM	MR0	15/02/19	SZ
REV		DRAWN	CHECKED	DATE	CODE

CHECKED BY:	JM	FB	19	CLASSIFIED	MR0	FEH19	REV	-	CDE APPROVAL	-
				ISSUE	CHECKED					

PURPOSE OF ISSUE: FOR INFORMATION

APPROVAL STATUS: FOR INFORMATION

CDE STATUS: S2

LPTP - HEADROW GATEWAY  
PRELIMINARY DESIGN  
TYPICAL SECTIONS  
SHEET 2 OF 3



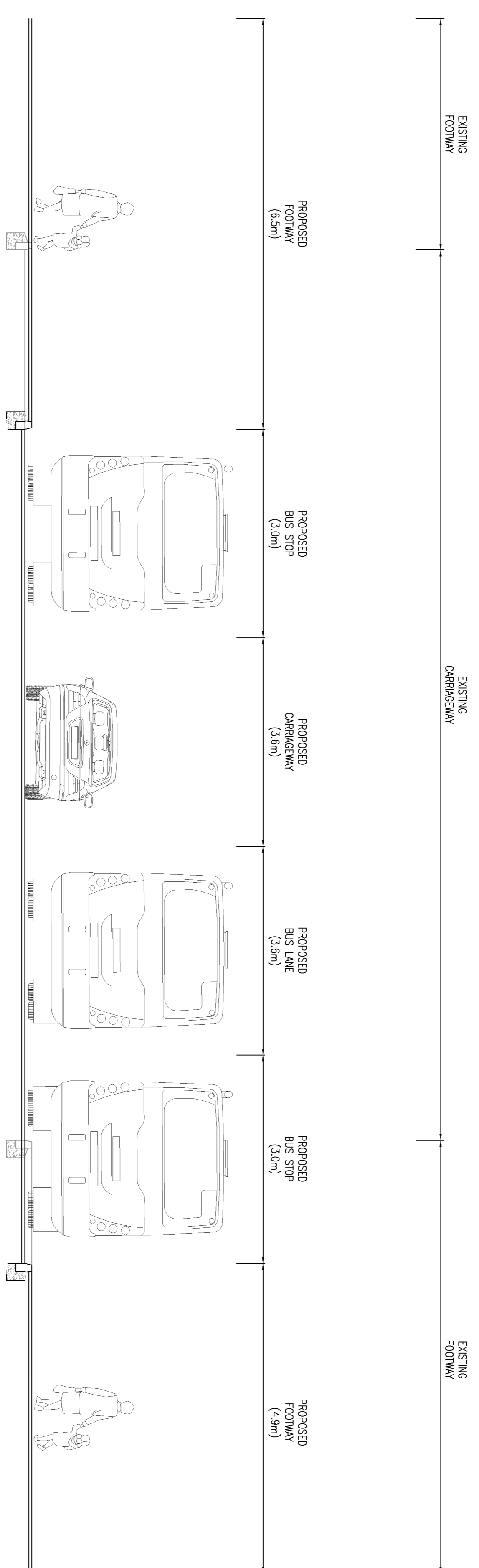
SCALE: 1:50 ORIGINAL SHEET SIZE: A1

NO: LPTP2-WSP-CCG-THG-DR-CH-M1-02 REV: P1.0

DATE: FEBRUARY 2019 ISS: 29942\*

**NOTES**

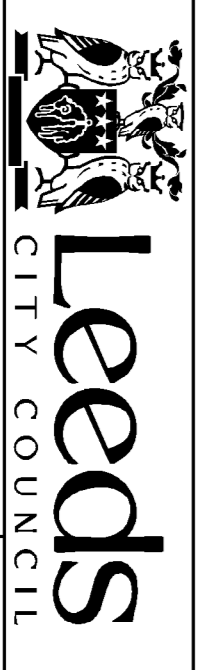
1. ALL DIMENSIONS ARE IN METRES UNLESS OTHERWISE STATED.
2. ANY DISCREPANCIES, ERRORS OR OMISSIONS ON THIS DRAWING ARE TO BE BROUGHT TO THE ATTENTION OF THE DESIGN ORGANISATION.
3. UNDERGROUND SERVICES ARE PRESENT THROUGHOUT THE SCHEME. REFER DRAWINGS LPTP2-WSP-CGG-THG-DR-CH-M1-03 TO ...03.
4. FOR CROSS SECTION LOCATIONS REFER TO DRAWINGS LPTP2-WSP-CGG-THG-DR-CH-04-01 TO ...03



**SECTION E-E**

PI10	FIRST ISSUE	JM	MR0	15/02/18	SZ
REV					
CHECKED BY:	JM	FB	19	CLASSIFIED	MR0
				ISSUE	FB19
PURPOSE OF ISSUE:	FOR INFORMATION				
APPROVAL STATUS:	FOR INFORMATION				
				CDE STATUS:	S2

LPTP - HEADROW GATEWAY  
 PRELIMINARY DESIGN  
 TYPICAL SECTIONS  
 SHEET 3 OF 3



SCALE: 1:50  
 SHEET NO: A1  
 No: LPTP2-WSP-CCG-THG-DR-CH-M1-03  
 REV: P1.0  
 DATE: JULY 2018  
 IIS: 29942\*